



PICTURE-TAKING
GUIDE TO
expo67



Kodak


THE KODAK PAVILION — Where Man the Picture-taker Begins HIS Adventure!

Expo 67 is a mecca for picture-taking — both still and movies. Pictures are everywhere. This booklet is designed to help you locate some of the most photoscenic spots throughout the grounds. At the Kodak Pavilion, Canadian Kodak photo specialists are on hand to assist you with your picture-taking activities. Good shooting.



Good pictures are everywhere at Expo!

An outstanding way to photograph Expo is by minirail. In fact, it's like picture-taking your way around the world in half an hour! The minirails — there are five miles altogether — wind their way among Expo's pavilions at a comfortable eight to ten miles an hour and provide you and your camera with unobstructed views of the grounds. Wherever you





are at Expo, you're standing on a picture-taking platform. There are one hundred magnificent pavilions and pictures are the best way to describe them.

Expo's islands are threaded with canals and waterways. And each day there are colorful festivals and activities to be captured on film.

The maps shown on the following pages indicate general sites. Detailed maps are located at strategic points throughout the grounds.





Habitat '67

Picture-taking Highlights of Cité du Havre

1. **Man and the Community:** inside you can shoot an imaginative portrait of the sky, seen through a spiralling hexagonal ceiling. Like many Expo pavilions, the interiors are lit with daylight and you can shoot inside without flash.
2. **Habitat '67:** the world's most unusual housing complex means dramatic pictures. Try to shoot with light and shadow playing unforgettably on the cliff-like blocks.

From Cité du Havre, you can capture panoramic views of Ile Notre-Dame and Ile Ste Hélène skylines, highlighting the horizon with Canada's Katimavik, the United States' geodesic bubble, and the Soviet, French, and British Pavilions.

Ceiling of
"Man and the
Community" pavilion.



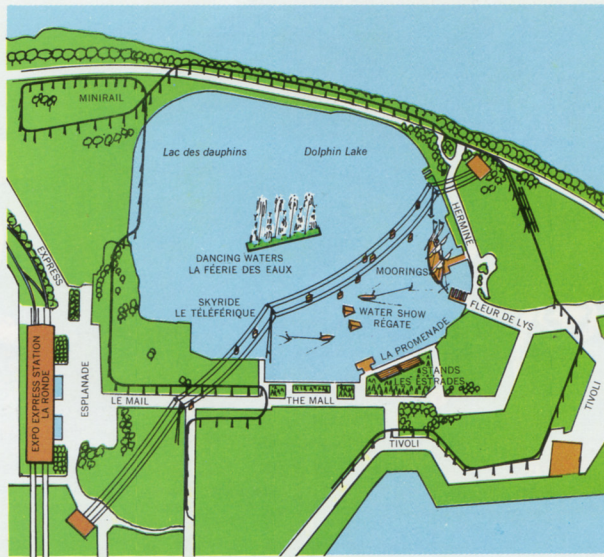
● EXPO PHOTO
BOUTIQUES


EXPO WATER SHOW

The Expo Water Show on Dolphin Lake, La Ronde, offers camera fans dramatic picture opportunities. You can photograph water skiers soaring over the jumps, seven-person pyramids on skis, and a daring exhibition of kite flying. Precision boat driving provides a spectacle of boats criss-crossing, spinning-out, and performing 180-degree turns at full speed. The 15-minute show goes four times daily, at 1, 3, 5 and 7 p.m. The announcer will provide helpful camera tips.

While at Dolphin Lake, be sure to photograph the 100-foot high Dancing Waters. At night, special lighting effect turns the water into a symphony of color.

Also at Dolphin Lake, you and your camera can board a full-scale replica of explorer Jacques Cartier's ship; and you're also within a short walk of Pioneerland where you can shoot into the past.






"Man the Explorer"
theme pavilion



U.S. Pavilion



● EXPO PHOTO
BOUTIQUES

PHOTO TIP:

Shoot close-ups of building details, sculptures, faces and flowers.

PHOTO TIP:

Sidelighting or slight back-lighting adds sparkle to fountains and water pattern shots. Shade camera lens from direct rays of sun. Lighted fountains make good subjects for time-exposure pictures at night.



The Gyrotron at La Ronde

Picture-taking Highlights of Ile Ste Hélène and La Ronde Amusement Area

1. **Place des Nations:** sum up Expo's world participation with the flags and festivals of 70 nations.
2. **Swan Lake:** from sidewalk or minirail, Swan Lake reflects the Man the Explorer complex, and the pavilions of Austria, Belgium, the Netherlands, and Switzerland. Include the spectacular fountains.
3. **Iran:** blue-tiled mosaic columns make this pavilion a many-splendoured sight for all those who've enjoyed "The Arabian Nights."
4. **Man the Explorer:** an eye-filling trio of truncated tetrahedrons photographed best from the bridges between them. The view across the plaza looks like a city of the ancient past — or the distant future!
5. **International Nickel Plaza:** a 65 ft. stabile is a tall background for a family-at-Expo shot.
6. **Air Canada:** patterned after Leonardo de Vinci's flying machine, the Helix, this pavilion looks like it will take off any minute. Before it does, take its picture.

7. **U.S. Pavilion:** this 20-storey geodesic bubble will fill your view-finder from any angle. As an interesting effect, put it between the sun and your camera for a striking silhouette.

8. **Rose Garden:** relax and reload your camera in a photo-floral atmosphere. And while you're there, don't miss the International Sculpture Exhibition which includes the photogenic works of sculptors from Rodin to Henry Moore.

La Ronde:

9. **La Spirale:** spiralling slowly into the sky, you can capture aerial-type views of La Ronde and the huge Gyrotron.

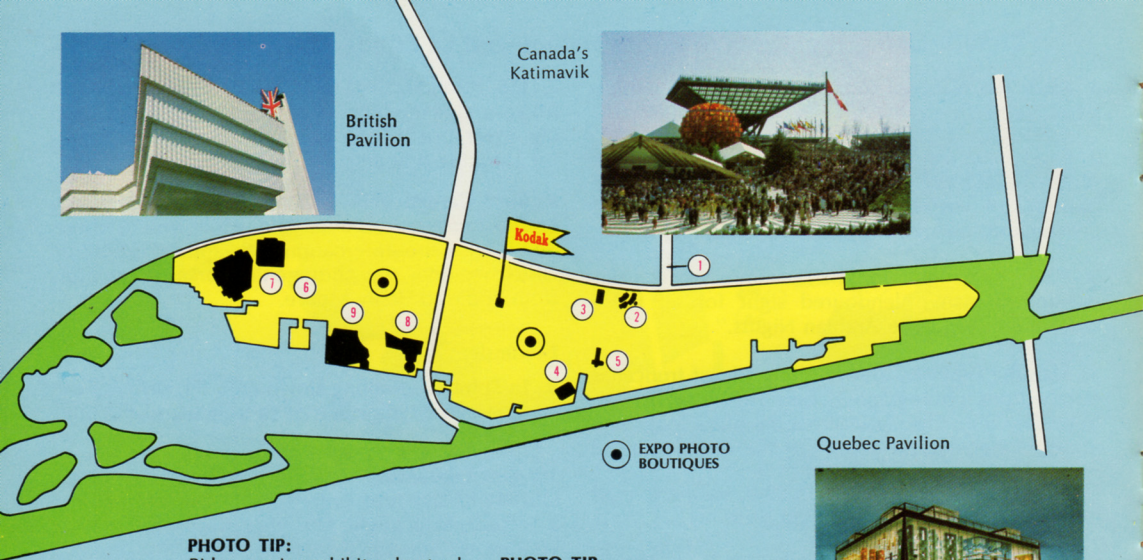

10. **Fort Edmonton:** travel in time to a town of the Old West, and turn every step of the journey into a picture. You might film your own western with your movie camera.

11. **Safari:** take the family through a tropical rain-forest by elephant, zebra, camel, or llama. Let your camera be the story-teller, and the kids, the stars.



British Pavilion

Canada's Katimavik



EXPO PHOTO BOUTIQUES

Quebec Pavilion



PHOTO TIP:

Rides, moving exhibits: shoot subjects moving directly toward, or away from, the camera. With adjustable shutter, use highest speed that light conditions allow.

PHOTO TIP:

Photograph family members or friends in front of familiar Expo sites. Vistas, pavilions, and fountains are good backgrounds.

Highlights of Ile Notre-Dame

1. **Cosmos Walk Bridge:** the bridge between the United States of America and the Soviet Pavilions is the ideal picture-lookout for both. And a meaningful setting in which to take the family portrait.

2. Be sure to have a pocketful of flashcubes on hand when you visit the harem-interiors of the exotic **Tunisian Pavilion.**

3. **Ethiopia:** a high red umbrella of color for your photo album, slide or movie show. Remember to photograph the "gods" who sit silently in front of the pavilion.

4. "Appealing" is the word for the **Mexican Pavilion;** you can prove it with your camera.

5. **Thailand:** a ceremonial barge sits in a blue-green pool before an eighteenth century Buddhist Shrine. Squeeze the whole scene into your viewfinder from the bridges on either side of the pavilion, then move in for close-ups of the ornate Buddhas which decorate the Shrine.

6. From this point, you can shoot the **Jamaican, Christian, United Nations, Indians of Canada, Mauritius, and Atlantic Provinces Pavilions.**

7. **Katimavik:** Canada's colossal inverted pyramid governs the Expo horizon and commands your camera's attention from every angle. From Katimavik, you can capture a startling view of the Montreal skyline . . . shoot or film a movie of the emergence of Uki, a two-headed 38-foot sea monster which breathes fire and smoke from the adjoining lake . . . catch an ice-breaker as it crushes its way through an Arctic of paraffin icebergs . . . or from Katimavik's lookout, shoot a breathtaking view of Ile Notre-Dame, including the Ontario, Quebec, and Western Provinces Pavilions.

8. **Britain and 9. France:** two of the most dazzling, camera-catching pavilions at Expo. Don't miss the photoscenic view from the top of the French Pavilion.



Visit the Photo Tower

Spectacular panoramic views await your camera at the BA Oil/Canadian Kodak Photo Tower. Designed especially for camera fans, the tower is located in Notre Dame Park near the Victoria Bridge end of Ile Notre-Dame, overlooking Regatta Lake.

While in the park, you can also photograph many animals and unusual sculptures. A perfect setting for family pictures and movies.



Pictures on the go

When you're on the go at Expo, keep your camera ready for every picture-taking opportunity you see. There are dramatic and fascinating sights to be captured on film while you enjoy a ride in a canal boat or gondola around Ile Notre Dame. The Sky Ride over Dolphin Lake, La Ronde, offers a bird's-eye view just made for your camera. Or you can take a helicopter or hovercraft ride from La Ronde for unusual shots.

Pictures within your reach



Man the picture-taker will need his camera long after he leaves the gates of Expo 67. Quebec Province means beautiful, vivid pictures whether you're sampling the bustling city of Montreal, or discovering the picture-poetry of Old France in the romance-and-wine atmosphere of Quebec City.



If you're travelling west to Ontario make Ottawa your first stop. The nation's capital is sporting its Centennial best, and ceremonies at the Parliament Buildings will provide a colorful addition to your Expo-Centennial photo-collection.



Kodak

The Wonder of Photography comes alive!

At the **Kodak Pavilion** on Ile Notre Dame Kodak presents the exciting multi-screen slide show, "The Wonder of Photography." The show is climaxed by the surprising "cascade of color" in which lively color images from butterflies to go-go girls are seen on a torrent of rising and falling water. "The Wonder of Photography" and other photo exhibits in the Kodak Pavilion dramatize the many ways in which photography serves Man and His World.

Take the Expo Express or minirail to the Ile Notre Dame Station.

CANADIAN KODAK CO., LIMITED,
Toronto 15, Ontario, Canada

