



# TSUKUBA EXPO'85

## INFORMATION



Japan Association for the International  
Exposition, Tsukuba, 1985

# Facts on Tsukuba Expo '85

|                      |   |                     |
|----------------------|---|---------------------|
| <b>Official Name</b> | : The International Exposition, Tsukuba, Japan, 1985                    |                     |
| <b>Popular Name</b>  | : TSUKUBA EXPO '85  |                     |
| <b>Theme</b>         | : Dwellings and Surroundings<br>—Science and Technology for Man at Home |                     |
| <b>Period</b>        | : March 17–September 16, 1985<br>(184 days)                             |                     |
| <b>Daily Hours</b>   | March 17–April 25   | 9:30 a.m.–7:00 p.m. |
|                      | April 26–September 16   | 9:00 a.m.–9:00 p.m. |
| <b>Location</b>      | : Tsukuba Science City, Ibaraki Prefecture                              |                     |
| <b>Site Size</b>     | : about 100 hectares (252 acres)  |                     |

## INFORMATION

### Information Centers

There are ten information booths on the exposition site. You may obtain information on pavilions, events, restaurants, and personal messages. The hostesses will also assist you with lost and found articles and lost children by using computers. If you have any questions, please feel free to ask at such information booths.



### Events

The Expo Plaza and the Expo Hall hold various events everyday. For details and showtime, please look at the on-site information boards and notices. Also, you can enjoy various events and parades in the small squares and main avenues located throughout the exposition site.

### ●Rides



|             | Adult   | Child     |
|-------------|---|-----------|
| Vista Liner | ¥500  | ¥300      |
| Sky Ride    | (12 and over)   | (4 to 11) |
| HSST        |   |           |
| Mini Bus    | Disabled/Nursing-Attendants/Adult aged 70 and over: ¥100<br>Child: ¥200 Adult: ¥300 |           |

# EXPO '85



Pavilion

## A Block

- United States of America Pavilion
- Costa Rica Pavilion, Brazilian Pavilion, Uruguay Pavilion, Portuguese Pavilion, Belize Pavilion
- Dominican Republic Pavilion, Nepal Pavilion, Panama Pavilion, Jamaica Pavilion

## B Block

- German Pavilion, French Pavilion, British Pavilion, Italian Pavilion, Belgian Pavilion, EC Pavilion
- German Pavilion, Italian Pavilion
- Swedish Pavilion
- Yugoslavia Pavilion, Swiss Pavilion, Australian Pavilion

## C Block

- UN Peace Pavilion

## F Block

- Bulgarian Pavilion, WTO Pavilion, South Pacific Pavilion (Kiribati, Tonga, Tuvalu, Papua New Guinea, Western Samoa, Solomon Islands, Nauru, Fiji, Vanuatu), Soviet Union Pavilion, OECD Pavilion, ADB Pavilion, African Pavilion (Ivory Coast, Kenya, Senegal, Zambia)
- Soviet Union Pavilion


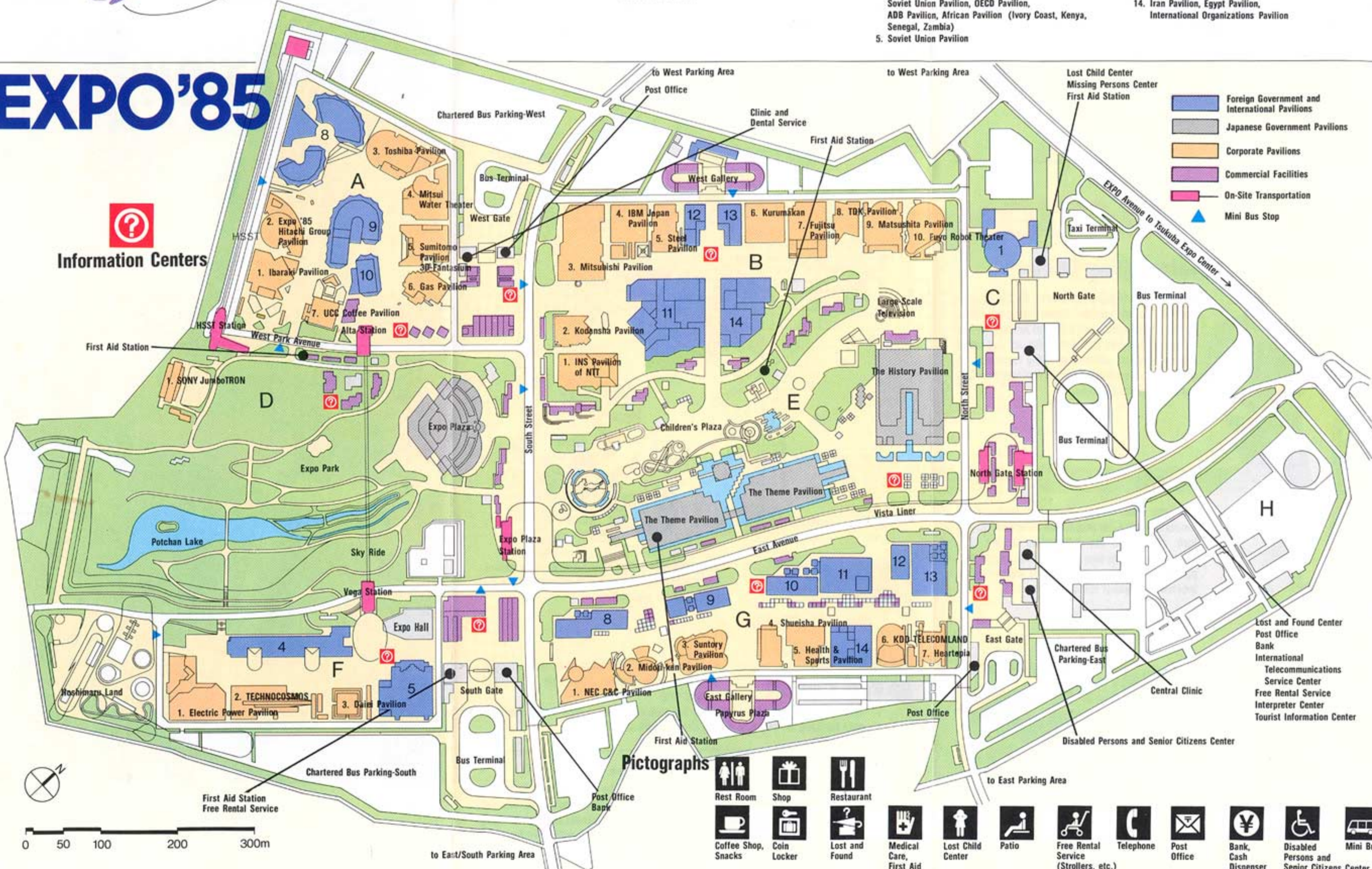
## G Block

- Korea Pavilion
- Sri Lanka Pavilion, Indonesia Pavilion
- Thailand Pavilion, Brunei Darussalam Pavilion, Seychelles Pavilion, Philippine Pavilion
- Canadian Pavilion
- Tunisia Pavilion, Turkey Pavilion
- China Pavilion
- Iran Pavilion, Egypt Pavilion, International Organizations Pavilion

## Information Centers



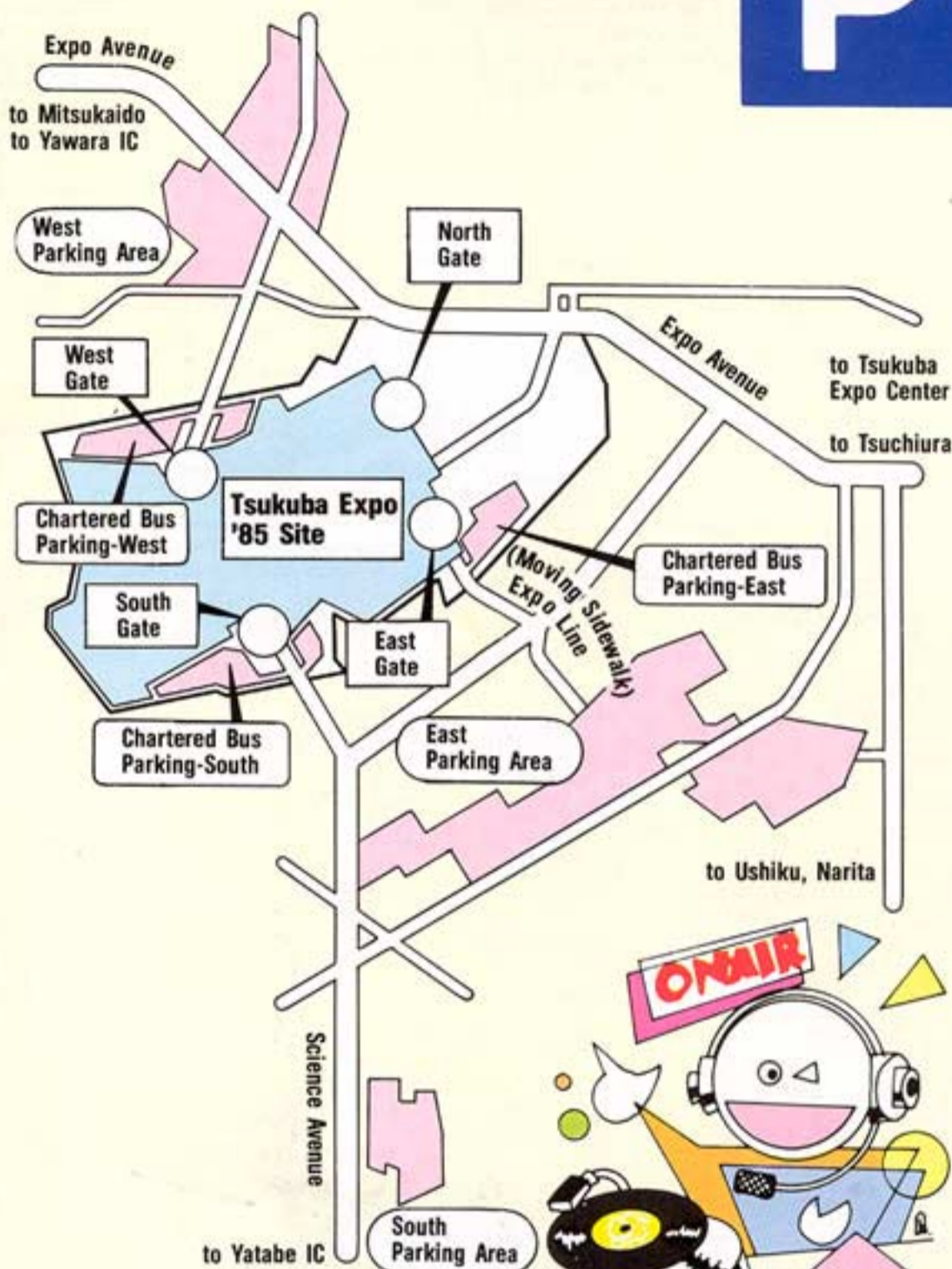
- Foreign Government and International Pavilions
- Japanese Government Pavilions
- Corporate Pavilions
- Commercial Facilities
- On-Site Transportation
- Mini Bus Stop



## Pictographs

- Rest Room
- Shop
- Restaurant
- Coffee Shop, Snacks
- Coin Locker
- Lost and Found
- Medical Care, First Aid
- Lost Child Center
- Patio
- Free Rental Service (Strollers, etc.)
- Telephone
- Post Office
- Bank, Cash Dispenser
- Disabled Persons and Senior Citizens Center
- Mini Bus

# Parking Areas



## Radio "KIRRAAT"

855 KHZ AM-radio

Tune into this radio station for pavilion guides, various events, and traffic conditions within the area of a 20 km radius.

## Tsukuba Expo Center

A bus leaving from the North Gate shall take you to Tsukuba Expo Center. (One way: Adult ¥200 Child ¥100)

You may enter the center by using the stub of the admission ticket. The stub may be used on any day during the exposition period.

## How to Get Home

There are shuttlebuses that will take you back to the train stations. Buses for Bampaku Chuo Station, Tsuchiura Station, and Ushiku Station will leave from the North Gate Bus terminal. Buses for the Kanto Line Mitsukaido Station will leave from the West Gate bus Terminal. The Supershuttle buses will leave from the North Gate only to go back to Bampaku Chuo Station.